

Discussion

Northbridge Sewer System Operating Costs



Background

- Northbridge Sewer System operates as an Enterprise Fund.
- All costs for the system are paid from system revenues.
- No tax dollars support the system.
- Rates are set by the Board of Selectmen to meet costs.

System Revenue Sources

- User charges (Quarterly sewer bills)
- Connection fees (One time charge for connecting new or existing building to the system)
- Other revenues
 - Betterments for sewer extensions
 - Interest on savings
 - Late fees
 - Other miscellaneous charges

System Costs

- Personnel
 - Required to operate and maintain the plant and collection system
- Operating expenses
 - Includes utilities, chemicals, professional services, repairs and maintenance to equipment, collection system, vehicles and sludge hauling and disposal
- Debt Service on capital expenditures
 - Treatment plant construction
 - Edgemere Area Sewer Extension

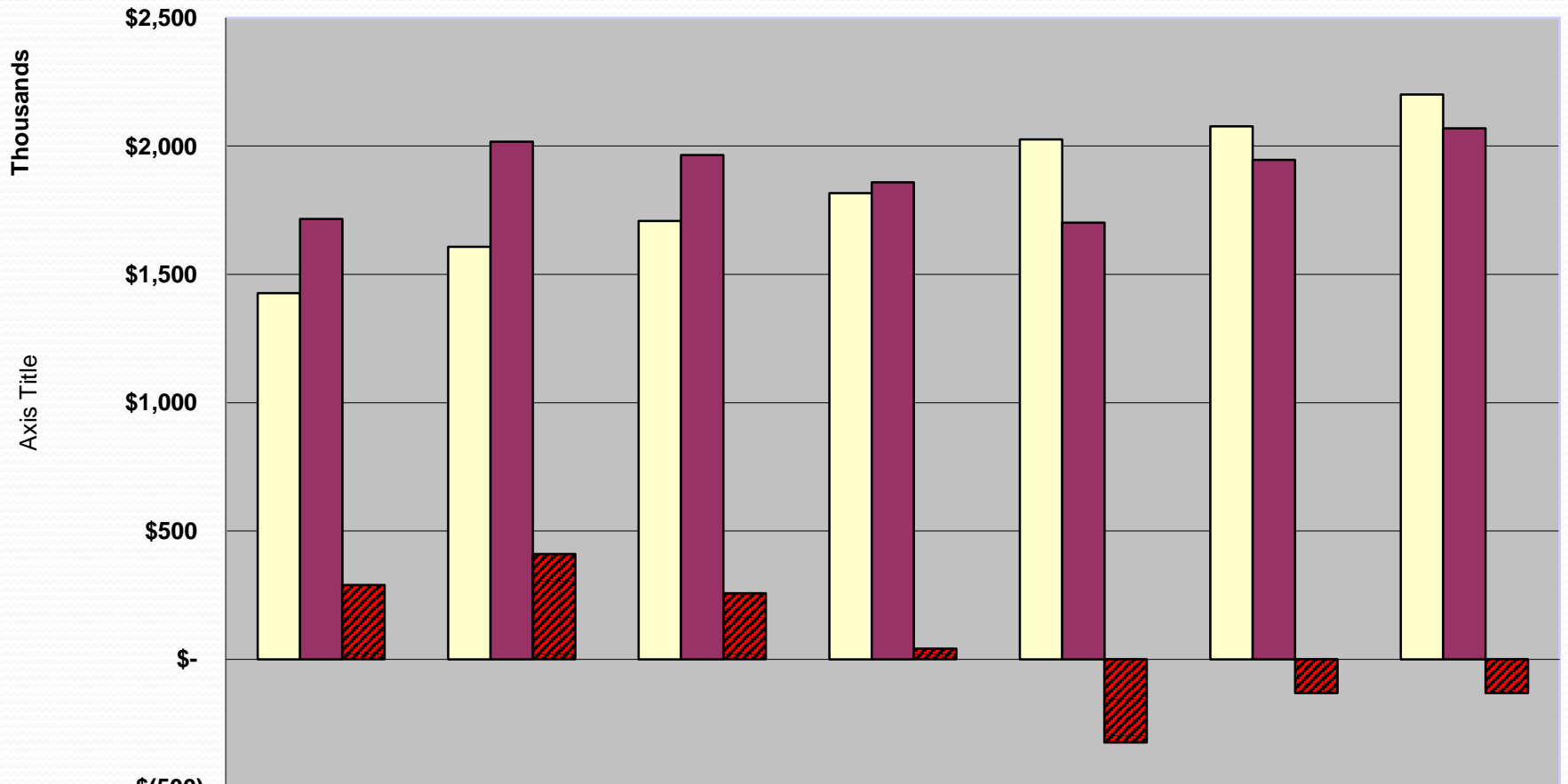
System Costs (continued)

- Debt Service on capital expenditures (continued)
 - Whitinsville Sewer Interceptor replacement
- Other costs
 - Transfers to General Fund for reimbursable expenses
 - Insurance

Total Sewer Revenue vs. Expenses

FY 2003 - 2009

Town of Northbridge
Department of Public Works

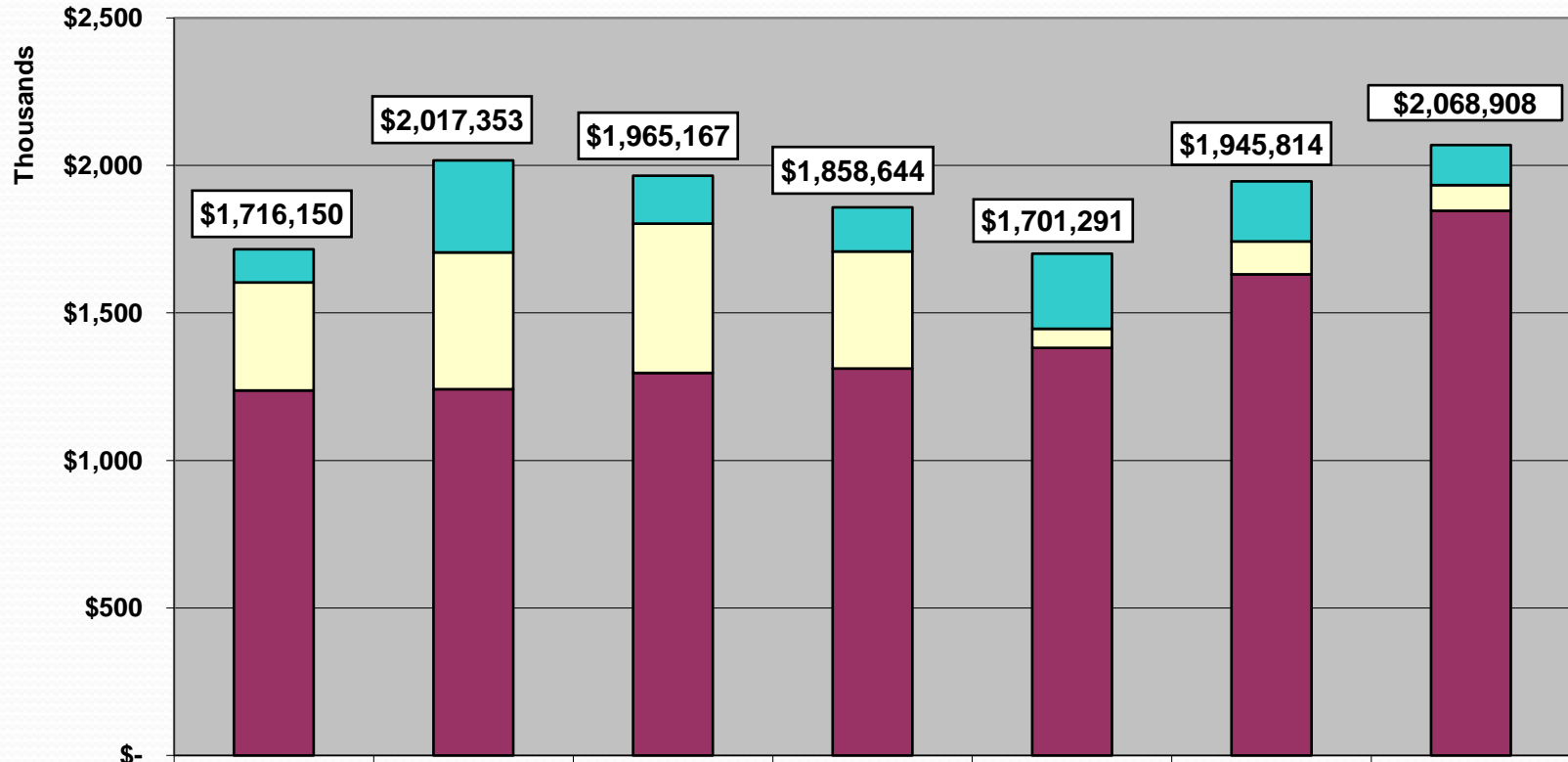


Axis Title	FY 2003	FY 2004	FY 2005	FY 2006	FY 2007	FY 2008	FY 2009
Total Expenses	\$1,427,264	\$1,607,404	\$1,708,380	\$1,817,226	\$2,025,494	\$2,077,279	\$2,200,648
Total Revenue	\$1,716,150	\$2,017,352	\$1,965,168	\$1,858,645	\$1,701,291	\$1,945,814	\$2,068,906
Net to Reserves	\$288,886	\$409,948	\$256,787	\$41,419	\$(324,203)	\$(131,465)	\$(131,742)

Revenues by Source

FY 2003 - 2009

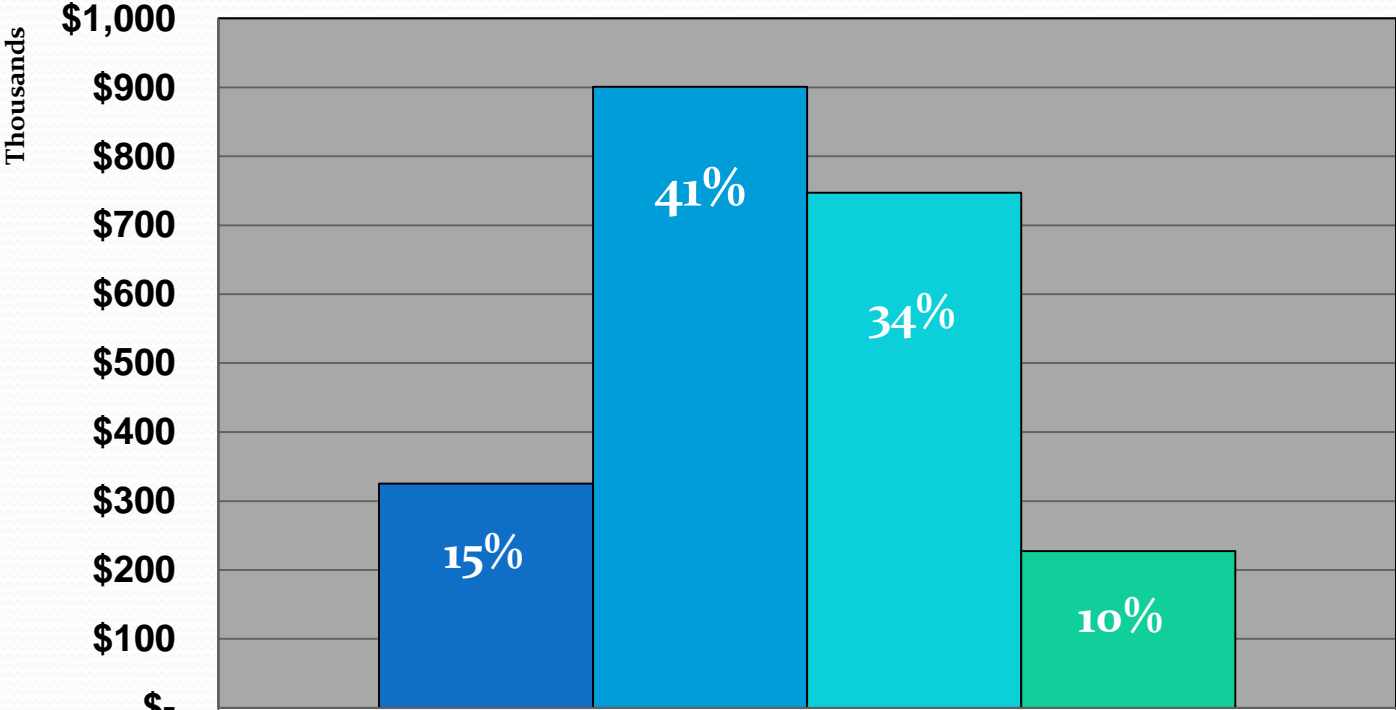
Town of Northbridge
Department of Public



	FY 2003	FY 2004	FY 2005	FY 2006	FY 2007	FY 2008	FY 2009
■ All Other Sources	\$112,652	\$312,093	\$162,251	\$149,678	\$254,360	\$203,304	\$135,145
□ Connection Fees	\$366,300	\$463,050	\$505,800	\$397,550	\$64,840	\$111,548	\$87,350
■ User Charges	\$1,237,198	\$1,242,210	\$1,297,116	\$1,311,416	\$1,382,091	\$1,630,962	\$1,846,411

Fiscal Year

FY 2009 SEWER EXPENSES



TOTAL SEWER EXPENSES	
■ PERSONNEL	\$325,178.31
■ OPERATING EXPENSES	\$900,889.71
■ DEBT SERVICE & ADMIN	\$747,157.35
■ OTHER COSTS	\$227,453.00

FY 2009 Customer Impact

• Cost to typical customer paying		\$580/yr.
• Personnel		\$87.00
• Operating Expenses		\$237.80
• Debt Service		\$197.20
• Treatment Plant	\$110.43	
• Edgemere Sewer	\$39.44	
• Whitinsville Interceptor	\$47.33	
• Other Costs		\$58.00